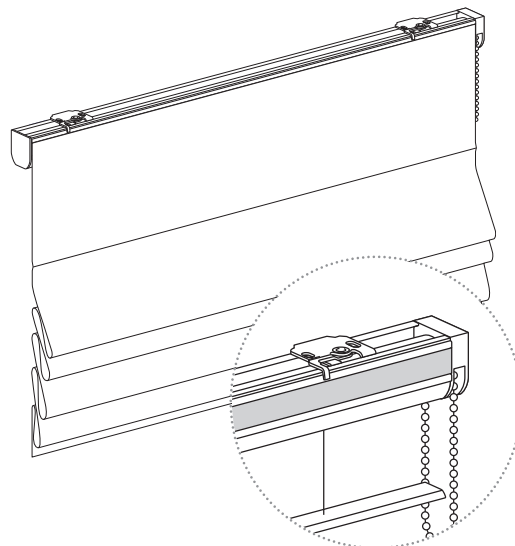




## RB-C Chain Operated Roman Blinds

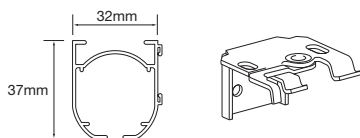
### Features and benefits

- Continuous metal chain on self braking mechanism
- Option of direct drive (for fabric weight up to 3.5kg) or 4:1 geared ratio
- Safety clutch allows blind to be raised and lowered with chain pulled in the same direction
- Child safety retainer installed where necessary to remove ligature hazard

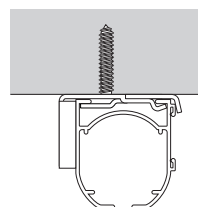


### Fixing brackets

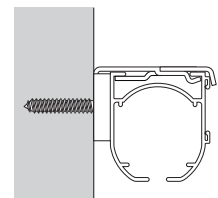
Universal fixing bracket with top and face fixing possibilities. Discreet design makes it invisible when blind is installed.



#### Ceiling fix (top fix)

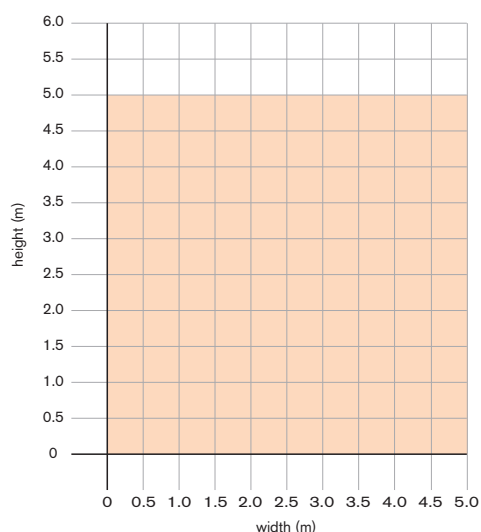


#### Wall fix (face fix)

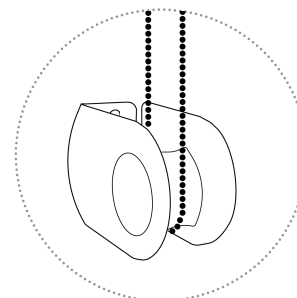


### Size parameters

Max. fabric weight: 7kg



### Chain retainer





This publication is based on the latest data available at the time of printing. Due to product changes, improvements and other factors, the Company reserves the right to change or withdraw information contained herein without prior notice. The photography shown in the document should not necessarily be taken as recommendations of good practice. The printing process restricts the exact representation of colours. For true colour reference, please request product samples.



### Fabric choice

A range of flame retardant fabrics are available for glare control, privacy and blackout. The option of using a lining ensures the correct level of shading is achieved regardless of the face fabric used. Ask for details of suitable fabrics.

### Maintenance

ShadeTech® Roman Blinds are made from high quality materials and require minimal maintenance. Cleaning regime depends on fabric specified.

### Quality and Guarantee

ShadeTech® Roman Blinds are manufactured and installed in accordance with a quality system certified under ISO9001:2008. They are rigorously tested to guarantee trouble free operation and are designed with Health and Safety in mind. They carry a 5 year guarantee.

### Basic specification wording

*RB System:* ShadeTech® Roman Blind System RB-C with 32mm extruded aluminium headrail. Controls to be by metal side chain with [direct drive/4:1 geared ratio]. Fabric to be....

*RBX System:* ShadeTech® Roman Blind System RBX-....[add suffix as above] with 63mm wide extruded aluminium headrail. Controls to be by [metal side chain with 4:1 geared ratio] [230V tubular electric motor]. Fabric to be....

Blinds to be supplied and installed by Waverley Contract and Supply Ltd., Rowan House, Guildford Road Trading Estate, Farnham, Surrey, UK, GU9 9PZ, Tel 01252 737973, E-mail sales@waverley.co.uk

**Do not hesitate to contact us on 01252 737973 for assistance with specification wording for the blinds to suit your project. Specifications available on NBS Plus.**