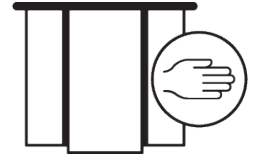
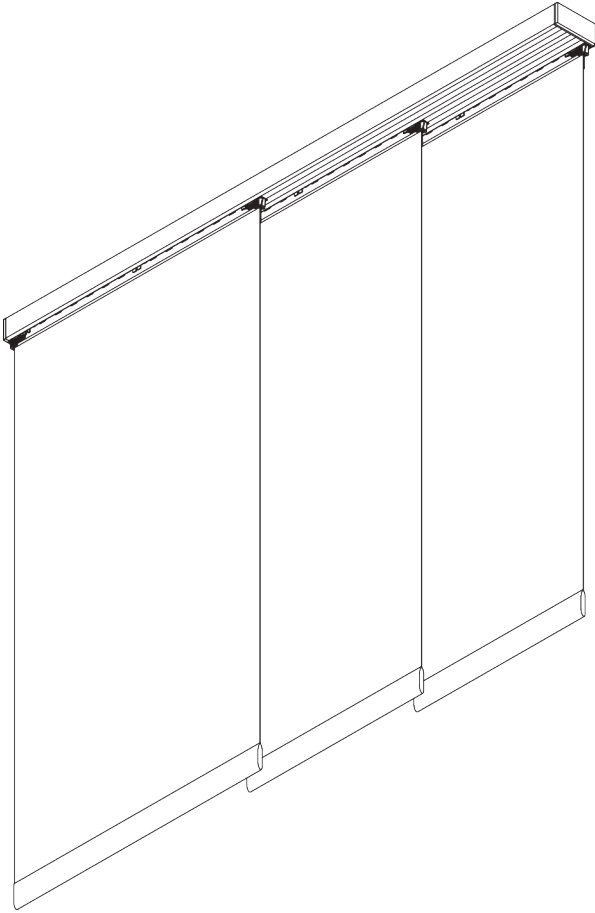


SG 2730



FLEX



PRODUCT INFORMATION

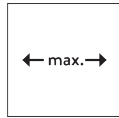
- **Operation:** hand
- **Range:** S - L
- **Fitting:** ceiling, wall
- **Colours:** white RAL 9016; special colours or anodised aluminum possible
- **Fabrics:** refer to Silent Gliss fabric collection

Features:

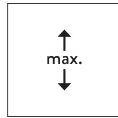
- 2-component (2C) roller technology
- Silent and smooth running
- Free floating or connected panels
- Bendable

SYSTEM SPECIFICATIONS

A. SYSTEM DIMENSIONS



Panels free floating:
unlimited
Panels connected: 6 m



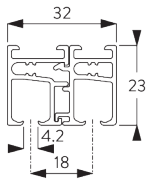
3 m



Max. 2 kg per m

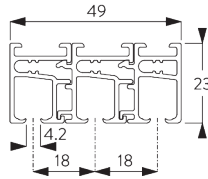
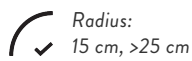
B. PROFILE

Profile and bending information



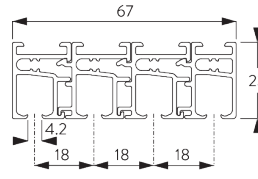
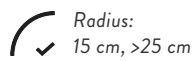
SG 10132

Profile 2-channel



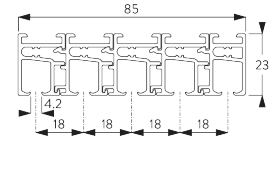
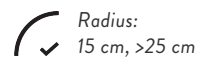
SG 10133

Profile 3-channel



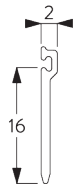
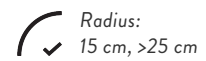
SG 10134

Profile 4-channel



SG 10135

Profile 5-channel



SG 10179

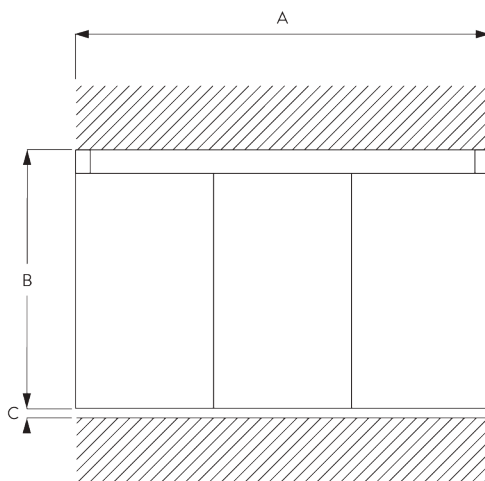
Profile



SG 10180

Carrier flexible

C. HOW TO MEASURE

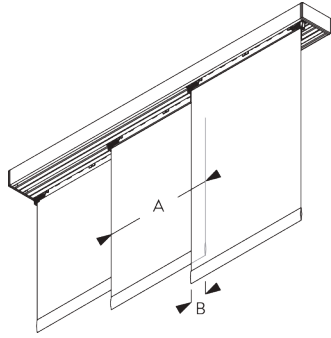


A: System width

B: System height

C: Distance between floor and fabric

Dimensions of Panels



Free floating:

A: Recommended panel width: 500 - 1200

Connected:

A: Recommended panel width: 500 - 1200

B: Overlap: min. 50

D. SPECIFICATION TEXT

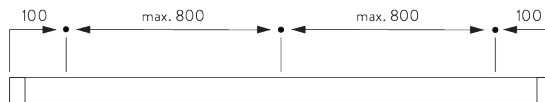
Silent Gliss SG 2730 Flex Panel Glide System. Curved panel glide system supplied made to measure and complete comprising profiles SG 10132 / SG 10133 / SG 10134 / SSG 10135 as necessary with carrier SG 10180 with associated components and flexible lead bottom weight SG 10233. Fabric panels stack right hand single / left hand single / pair / centre. Hand operated with panels unconnected / connected using draw rod SG 10430 / SG 10431 / SG 10432 / SG 10433 / SG 10434. Ceiling fix direct with suitable screw. Wall fix with Smart Fix brackets SG 11206-11208 / Square Smart Fix brackets SG 11216 - 11218 with slot nut SG 10160. Fabric to be chosen from Silent Gliss fabric collection, Price Group 1 / 2 / 3.

FITTING

A. FITTING INFORMATION

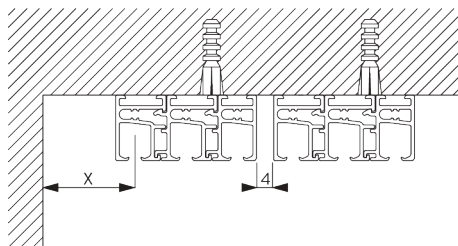
For detailed fitting information, visit the Silent Gliss website.

Fixing points



B. CEILING FITTING

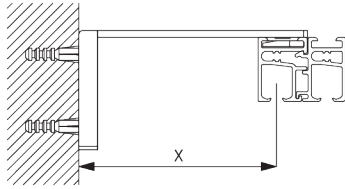
Direct fitting



X = depending on room conditions

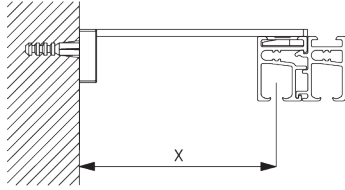
C. WALL FITTING

Smart Fix

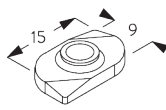


Smart Fix with slot SG 11206 - SG 11208:
Screw SG 10395 (M4x6) needed.

Smart Fix	X mm (SG 10132)	X mm (SG 10133)	X mm (SG 10134)	X mm (SG 10135)
SG 11206 / SG 11216	50	32	-	-
SG 11207 / SG 11217	70	52	34	-
SG 11208 / SG 11218	90	72	44	on request



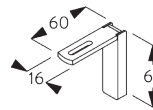
Square Smart Fix with slot SG 11216 - SG 11218:
Screw SG 10395 (M4x6) needed.



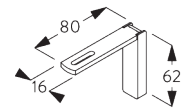
SG 10160
Slot nut



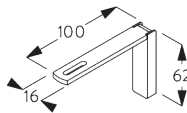
SG 10395
Pan head screw M4x6



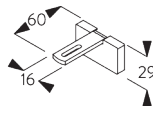
SG 11206
Smart Fix with slot 60 mm



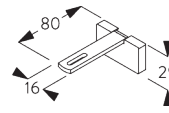
SG 11207
Smart Fix with slot 80 mm



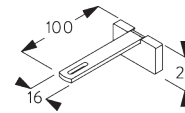
SG 11208
Smart Fix with slot 100 mm



SG 11216
Square Smart Fix with slot 60 mm




SG 11217
Square Smart Fix with slot 80 mm



SG 11218
Square Smart Fix with slot 100 mm

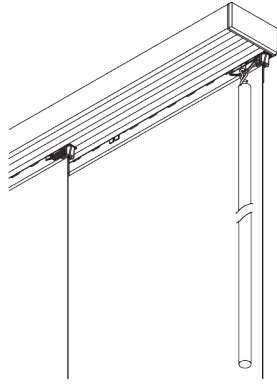
SYSTEM OPTIONS

A. OPERATION



Free floating (unconnected panels)

Connected panels (draw rod optional)



**B. PANEL STACKING
(CONNECTED)**



Single stack

Note: dot = fixed panel



Pair stack

Other variations are possible. Same splitting for curved profiles.

Note: dot = fixed panel

GENERAL NOTES

Dimensions

- Measurements are in mm except where indicated.
- Max. kg relates to fabric incl. accessories.
- Stack size depends on panel width.
- Recommended distance floor / fabric: 20 mm.
- In order to determine system height (B), the smallest room height must be taken into account.

Fitting

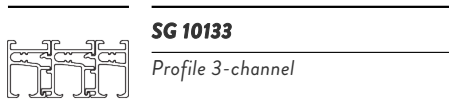
- Installation by qualified fitter only.
- Number of brackets and fitting positions / fixing points vary depending on fitting surface, system weight, fabric make-up, screw / fixing type and obstacles.
- Qualified fitter must use appropriate screws / fixings for each situation.
- Profile lip if applicable to be installed to room side.
- Electrical installations must be carried out according to Silent Gliss wiring diagrams and conform to local regulations.
- Check space for cables and plugs!

Child Safety

- All relevant Silent Gliss systems correspond to child safety EN 13120.
- All parties involved must comply with EN 13120.

PARTS

A. STANDARD PARTS



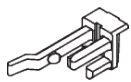
SG 10133
Profile 3-channel



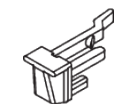
SG 10159
Countersunk head screw 3.5x13



SG 10163
End cover



SG 10167
Clip left




SG 10168
Clip right



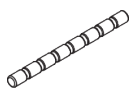
SG 10179
Profile



SG 10180
Carrier flexible




SG 10200
2C roller



SG 10233
Lead weight 100 gr/m



SG 10234
Fabric weight glass

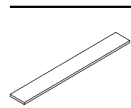


SG 10237
Clip holder

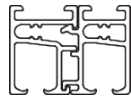


SG 10248
Screw Pozi 4.5x70 mm SPAX

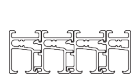
B. OPTIONAL PARTS



SG 10076
Fabric weight



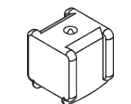
SG 10132
Profile 2-channel



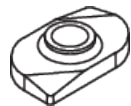
SG 10134
Profile 4-channel



SG 10135
Profile 5-channel



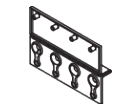
SG 10156
End stop



SG 10160
Slot nut



SG 10162
End cover



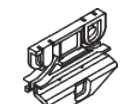
SG 10164
End cover



SG 10165
End cover



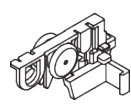
SG 10177
Connection bridge



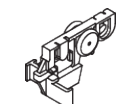
SG 10196
Eyelet for draw rod



SG 10235
Sticker for screw head




SG 10239
Angle left



SG 10241
Angle right



SG 10243
Angle



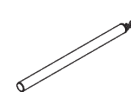
SG 10244
Slider



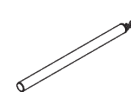
SG 10281
Hexagon socket head cap screw M4x6



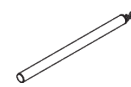
SG 10395
Pan head screw M4x6



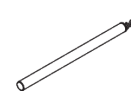
SG 10430
Draw rod 50 cm



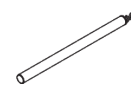
SG 10431
Draw rod 75 cm



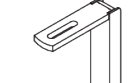
SG 10432
Draw rod 100 cm



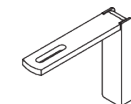
SG 10433
Draw rod 125 cm



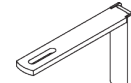
SG 10434
Draw rod 150 cm



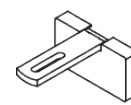
SG 11206
Smart Fix with slot 60 mm



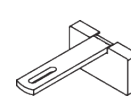
SG 11207
Smart Fix with slot 80 mm



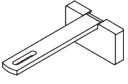
SG 11208
Smart Fix with slot 100 mm



SG 11216
Square Smart Fix with slot 60 mm



SG 11217
Square Smart Fix with slot 80 mm



SG 11218

Square Smart Fix with slot 100 mm
