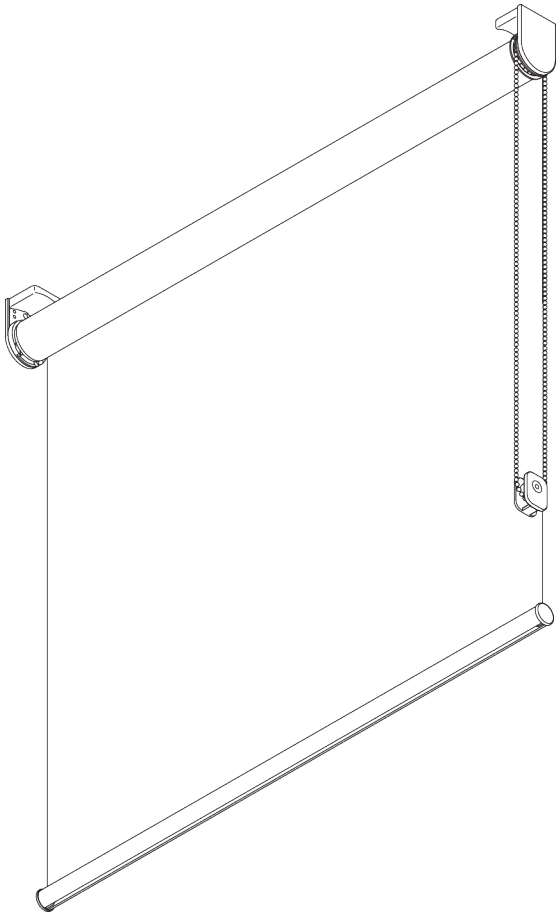


SG 4910



PRODUCT INFORMATION

- **Operation:** chain
- **Range:** S - M
- **Fitting:** ceiling, wall, recess
- **Colours:** white RAL 9016; special colours or anodised aluminum possible
- **Fabrics:** refer to Silent Gliss fabric collection

Features:

- Spring assisted, effortless operation
- 1-to-1 gear drive
- Stainless steel bead chain
- Click-in brackets
- Fascia, box, installation profile
- End stop controller

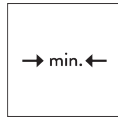
07/2021/V1

SYSTEM SPECIFICATIONS

A. SYSTEM DIMENSIONS



2.4 m



25 cm*,
Fascia / Box: 60 cm
*25 - 60 cm only with
installation profile
SG 10534



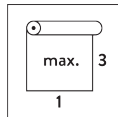
3 m



7.2 m²



3 kg



Recommended width /
height ratio
max. 1:3

Maximum system drop

Wall fitting (system drop on window side):

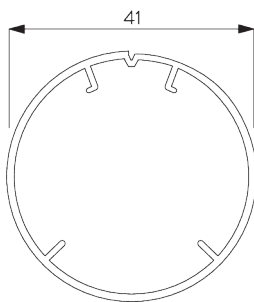
Fabric thickness	mm	0.15	0.20	0.25	0.30	0.35	0.40	0.45	0.50	0.55	0.60	0.65	0.70	0.75	0.80
Max. system drop	cm	300	300	300	300	300	300	300	300	300	290	270	250	230	220

Ceiling fitting / wall fitting (system drop on room side):

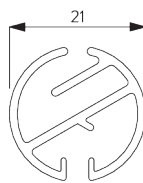
Fabric thickness	mm	0.15	0.20	0.25	0.30	0.35	0.40	0.45	0.50	0.55	0.60	0.65	0.70	0.75	0.80
Max. system drop	cm	300	300	300	300	300	300	300	300	300	300	300	300	300	280

B. PROFILE

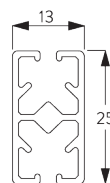
Profile information



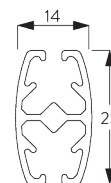
SG 10531
Tube ø 41 mm



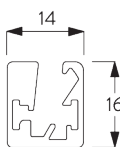
SG 4221
Bottom bar




SG 10633
Bottom bar



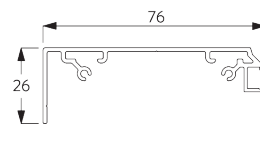
SG 10634
Bottom bar



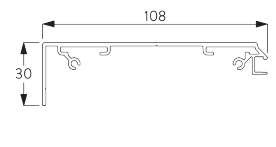
SG 11442
Bottom bar



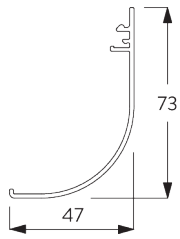
SG 10534
Installation profile



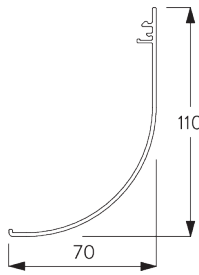
SG 11430
Installation profile fascia 73 mm



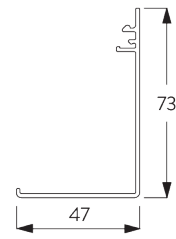
SG 11530
Installation profile fascia 110 mm



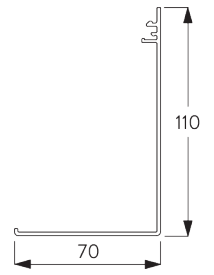
SG 11431
Fascia round 73 mm



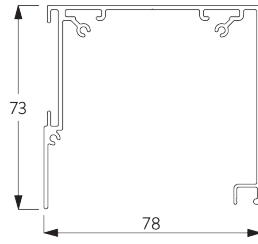
SG 11531
Fascia round 110 mm



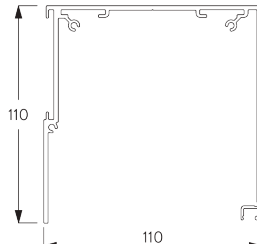
SG 11432
Fascia square 73 mm



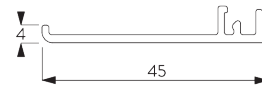
SG 11532
Fascia square 110 mm




SG 11433
Box case 73 mm



SG 11533
Box case 110 mm



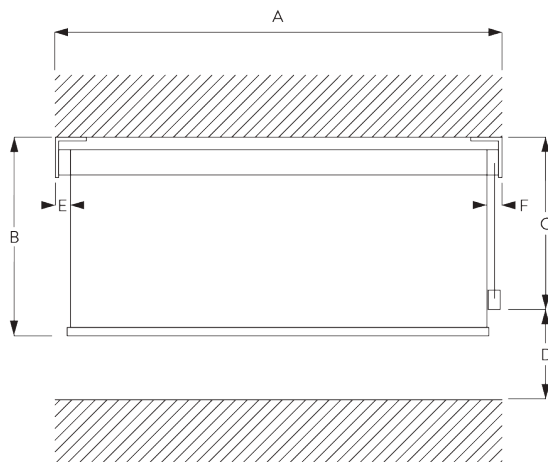
SG 11434
Box cover 73 mm



SG 11534
Box cover 110 mm

C. HOW TO MEASURE

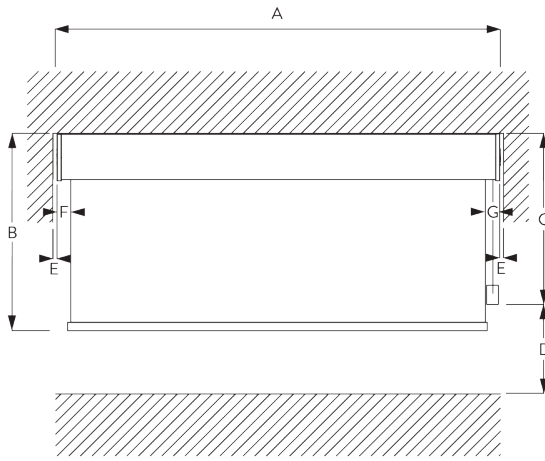
incl. bracket covers



- A: System width
- B: System height
- C: Chain height
- D: Safety Retainer SG 10731 min. 150 cm above floor
- E: Light gap: 13 mm
- F: Light gap operation side: 18 mm

Note:
All measurements include 2 mm for bracket cover per side!
These can be omitted to reduce side light gaps.

Fascia / Box



- A: System width
- B: System height
- C: Chain height
- D: Safety Retainer SG 10731 min. 150 cm above floor
- E: Gap: min. 10 mm (when cover is used)
- F: Light gap: 15 mm
- G: Light gap operation side: 21 mm

D. SPECIFICATION

TEXT

Silent Gliss SG 4910 Chain Operated Roller Blind System. Roller blind system for medium to large size blind applications up to 2.4m wide. Supplied made to measure and complete comprising anodised aluminium barrel SG 10531 with counterbalancing spring and planetary gear set ensuring light, precise movement. Fixed to wall / ceiling/inside recess with brackets SG 10542 / SG 10543 and bracket covers SG 10574 / SG 10575. Optional installation profile SG 10534. Assembled with powder coated white finish aluminium bottom weight bar SG 4221 as standard (other shape options available). Optional adjustable end stop SG 10559 / SG 10560 allows upper or lower stop limit setting. Compliant to Child Safety legislation EN 13120. Fabric to be chosen from the Silent Gliss fabric range, Price Group 1R / 2R / 3R.

FITTING

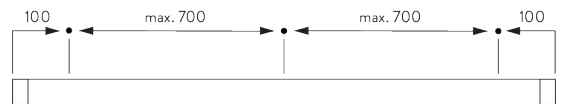
A. FITTING INFORMATION

For detailed fitting information, visit the Silent Gliss website.

Fixing points

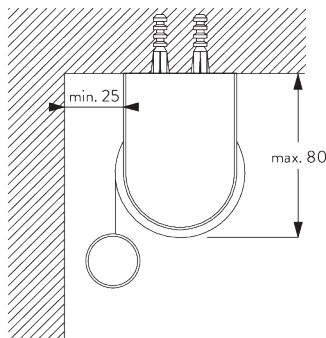


Brackets (wall / ceiling)

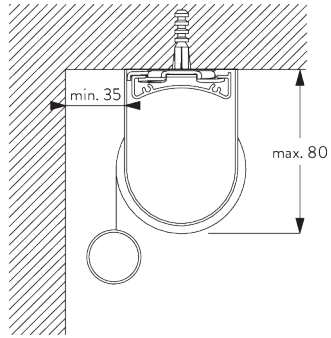


Fascia / box & installation profile SG 10534 (wall / ceiling)

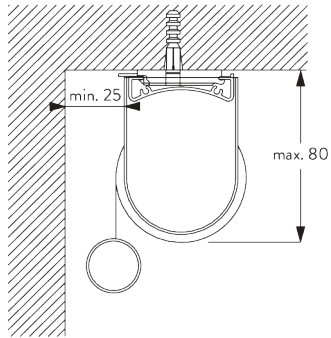
B. CEILING FITTING



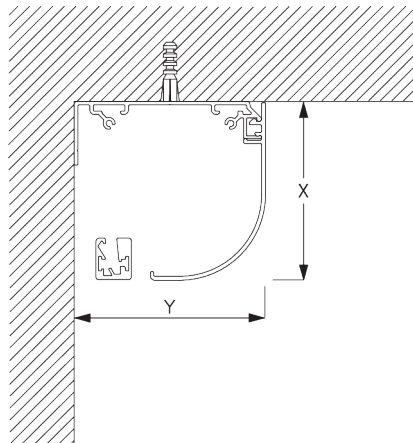
Brackets



Installation profile SG 10534 and clamp SG 3044



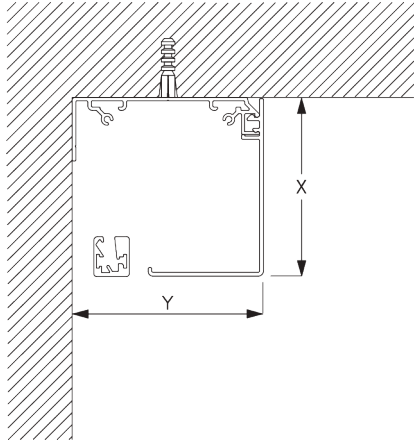
Installation profile SG 10534 and click bracket SG 10539



Fascia round

X = Fascia S 73 mm / Fascia L 110 mm

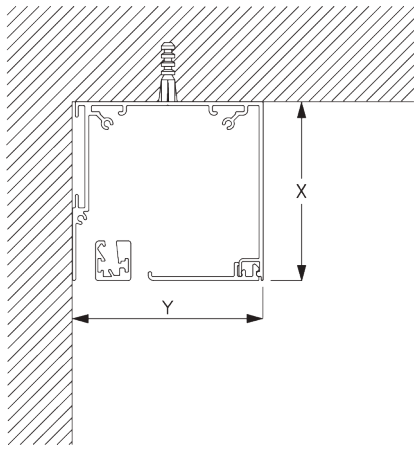
Y = Fascia S 78 mm / Fascia L 110 mm



Fascia square

X = Fascia S 73 mm / Fascia L 110 mm

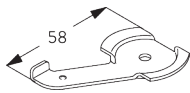
Y = Fascia S 78 mm / Fascia L 110 mm



Box

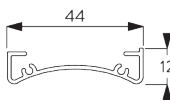
X = Box S 73 mm / Box L 110 mm

Y = Box S 78 mm / Box L 110 mm



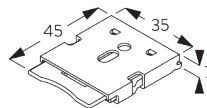
SG 3044

Clamp



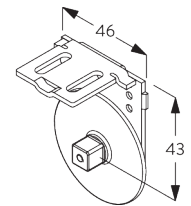
SG 10534

Installation profile



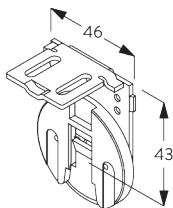
SG 10539

Bracket



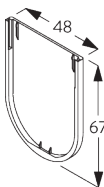
SG 10542

Bracket



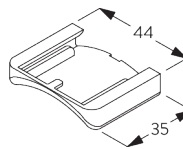
SG 10543

Bracket



SG 10574

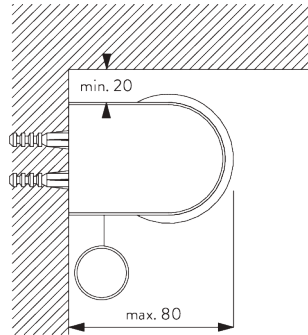
Bracket cover



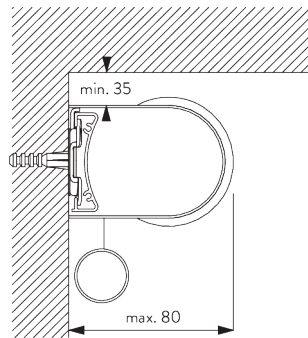
SG 10575

Bracket cover

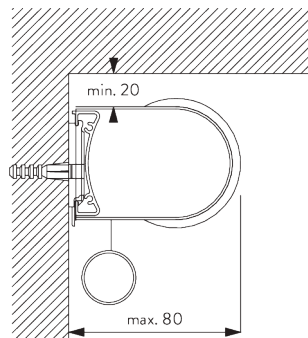
C. WALL FITTING



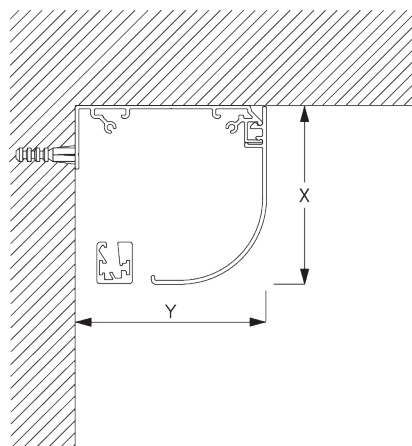
Brackets



Installation profile SG 10534 and clamp SG 3044



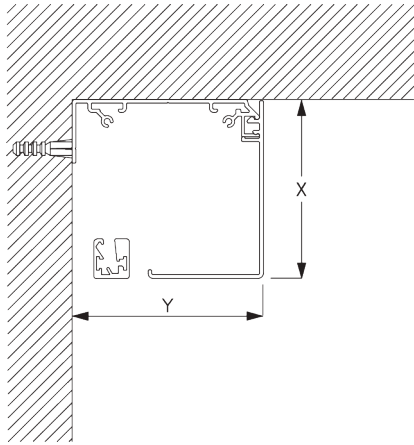
Installation profile SG 10534 and click bracket SG 10539



Fascia round

X = Fascia S 73 mm / Fascia L 110 mm

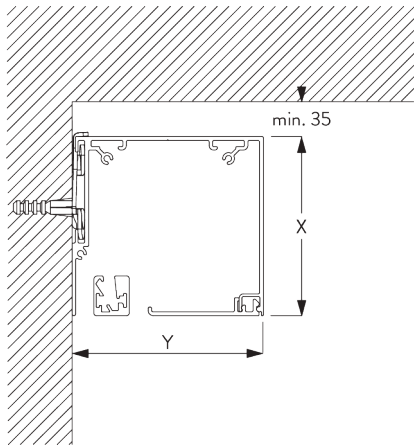
Y = Fascia S 78 mm / Fascia L 110 mm



Fascia square

X = Fascia S 73 mm / Fascia L 110 mm

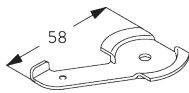
Y = Fascia S 78 mm / Fascia L 110 mm



Box S and clamp SG 3044 / Box L and clamp SG 11180

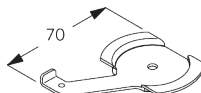
X = Box S 73 mm / Box L 110 mm

Y = Box S 78 mm / Box L 110 mm



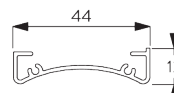
SG 3044

Clamp



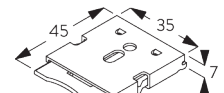
SG 11180

Clamp



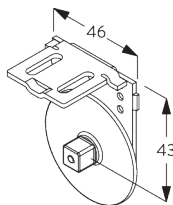
SG 10534

Installation profile



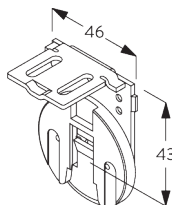
SG 10539

Bracket



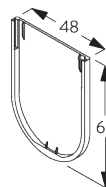
SG 10542

Bracket



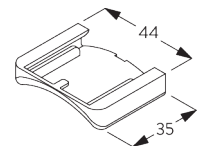
SG 10543

Bracket



SG 10574

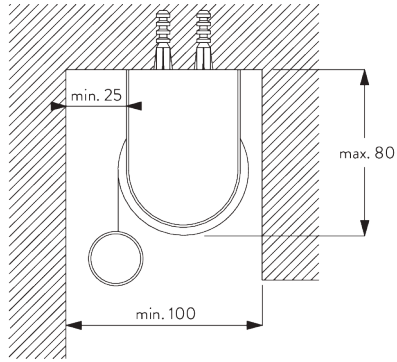
Bracket cover



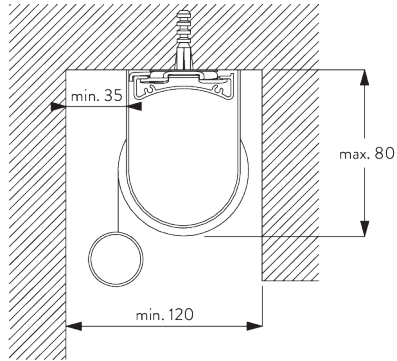
SG 10575

Bracket cover

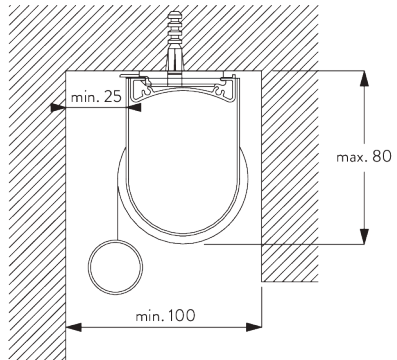
D. RECESS FITTING



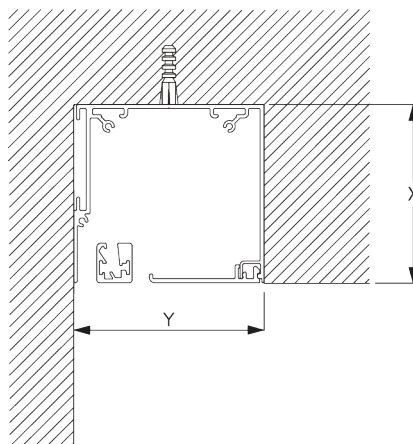
Brackets



Installation profile SG 10534 and clamp SG 3044



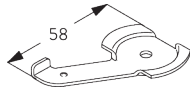
Installation profile SG 10534 and click bracket SG 10539



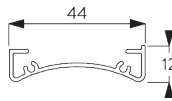
Box

X = Box S 73 mm / Box L 110 mm

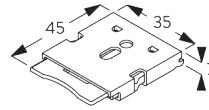
Y = Box S min. 79 mm / Box L min. 111 mm



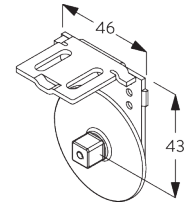
SG 3044
Clamp



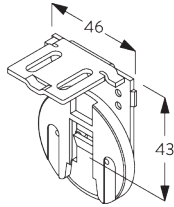
SG 10534
Installation profile



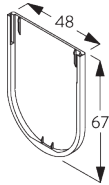
SG 10539
Bracket



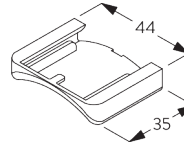
SG 10542
Bracket



SG 10543
Bracket

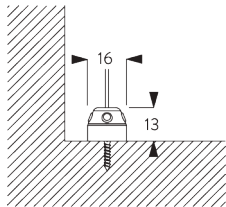


SG 10574
Bracket cover

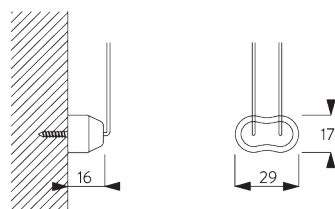
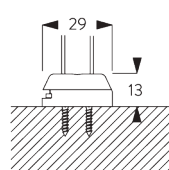
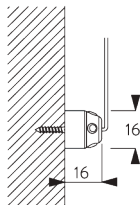


SG 10575
Bracket cover

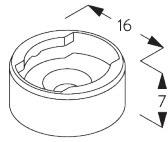
**E. FITTING WITH
SIDE GUIDE
OPTION**



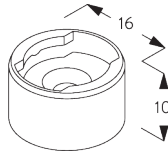
Single system



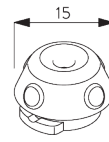
Double system (side-by-side installation)



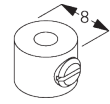
SG 8235
Side guide wire base short



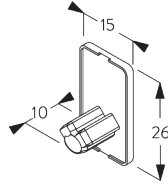
SG 8236
Side guide wire base long



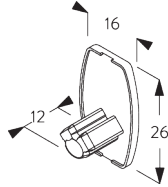
SG 8237
Side guide wire holder



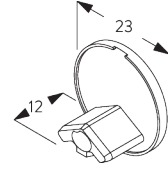
SG 8249
Side guide device



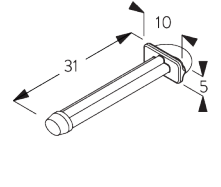
SG 10636
Side guide end cover square



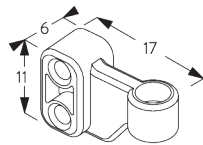
SG 10638
Side guide end cover oval



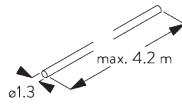
SG 10640
Side guide end cover round



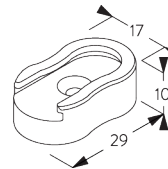
SG 10641
Side guide eyelet



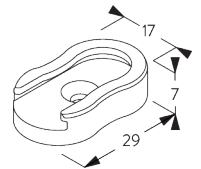
SG 10642
Side guide wire holder



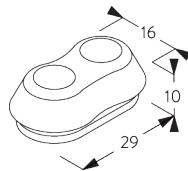
SG 10643
Side guide wire \varnothing 1.2 mm x 4.2 m



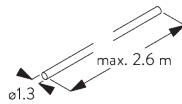
SG 10669
Side guide double base long



SG 10673
Side guide double base short




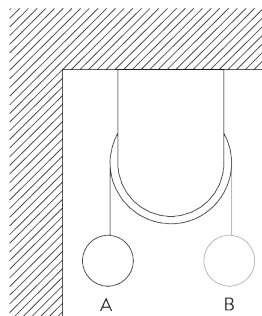
SG 10701
Side guide double wire holder



SG 10706
Side guide wire \varnothing 1.3 mm x 2.6 m

SYSTEM OPTIONS

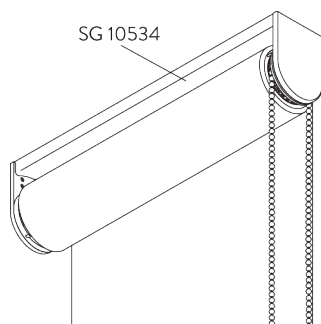
A. FABRIC ROLL-OFF



A: Fabric roll-off window side (standard)
B: Fabric roll-off room side (option)

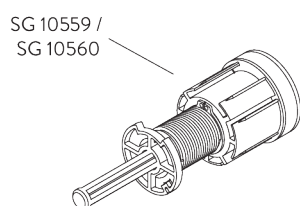
B. INSTALLATION

PROFILE



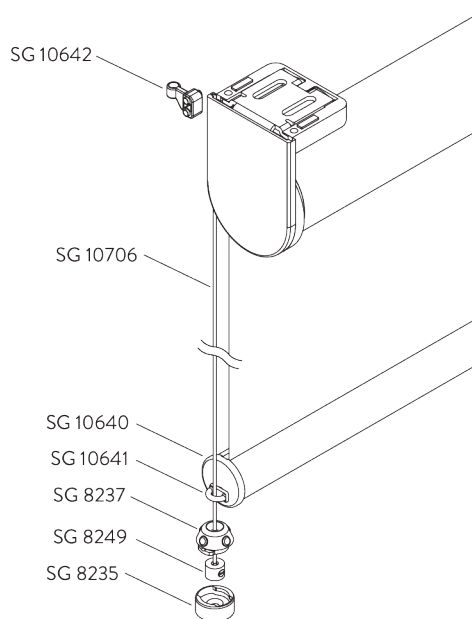
C. ADJUSTABLE END

STOP



Setting of upper or lower end position.

D. SIDE GUIDES



Additional parts:

- 2x SG 8235 Side guide wire base short
- 2x SG 8237 Side guide wire holder
- 2x SG 8249 Side guide device
- 2x SG 10640 Side guide end cover
- 2x SG 10641 Side guide eyelet
- 2x SG 10642 Side guide wire holder
- 2x SG 10706 Side guide wire \varnothing 1.3 mm x 2.6 m

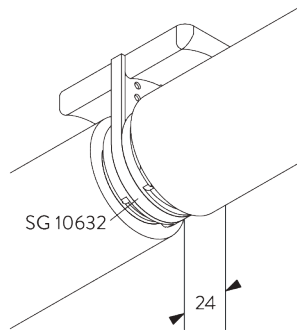
Optional parts:

- 2x SG 8236 Side guide wire base long
- 2x SG 10636 Side guide end cover square
- 2x SG 10638 Side guide end cover oval
- 2x SG 10643 Side guide wire \varnothing 1.2 mm x 4.2 m
- 1x SG 10669 Side guide double base long
- 1x SG 10673 Side guide double base short
- 1x SG 10701 Side guide double wire holder

Note:

- Light gaps increase when side-guide option is used
- Up to 15° from vertical

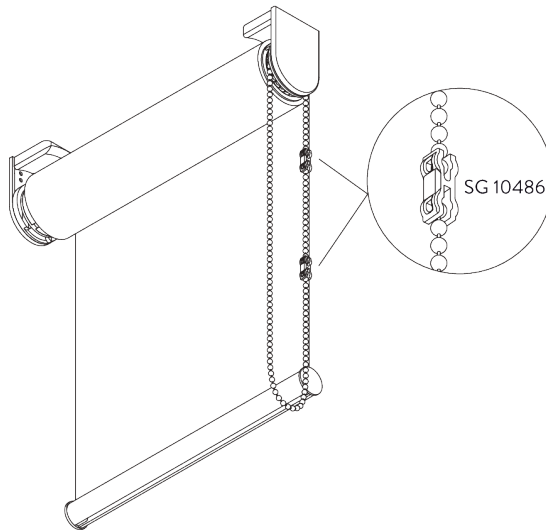
**E. TWO SINGLE
SYSTEMS SIDE-BY-
SIDE**



Additional parts:

- 1x SG 10632 Connection bracket cover

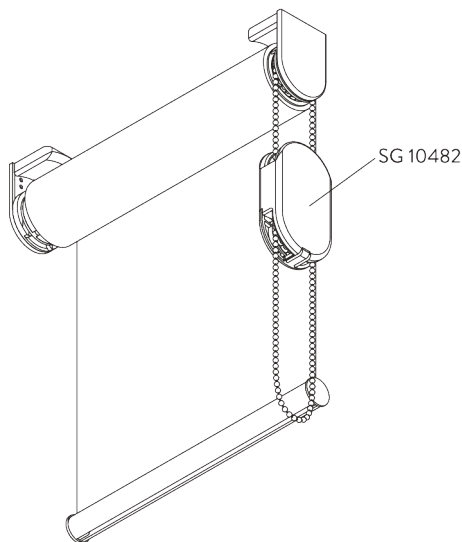
F. CHILD SAFETY



The chain break connector SG 10486 releases the chain should the pulling force exceed 6 kg.

Note:

- System to be installed so chain loop ends at least 60 cm above floor.

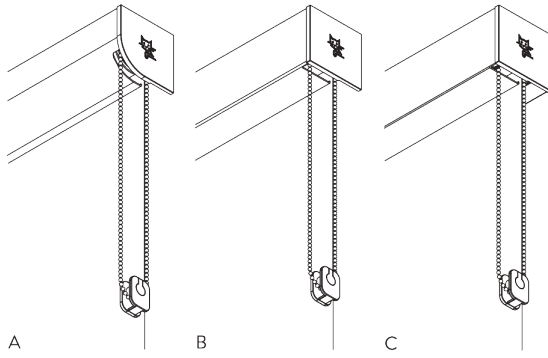


The child safety device SG 10482 releases the chain should the pulling force exceed 6 kg.

Note:

- System to be installed so chain loop of child safety device ends at least 60 cm above floor.

G. FASCIA / BOX



A: Fascia round
B: Fascia square
C: Box

Size:
- S: 78 x 73 mm
- L: 110 x 110 mm

Note:
- Only applicable with bottom bar SG 11442

GENERAL NOTES

Dimensions

- Measurements are in mm except where indicated.
- Max. kg relates to fabric incl. accessories (bottom bars, etc.).

Fitting

- Installation by qualified fitter only.
- Number of brackets and fitting positions / fixing points vary depending on fitting surface, system weight, fabric make-up, screw / fixing type and obstacles.
- Qualified fitter must use appropriate screws / fixings for each situation.
- Profile lip if applicable to be installed to room side.
- Electrical installations must be carried out according to Silent Gliss wiring diagrams and conform to local regulations.
- Check space for cables and plugs!

Child Safety

- All relevant Silent Gliss systems correspond to child safety EN 13120.
- All parties involved must comply with EN 13120.

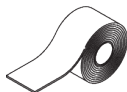
PARTS

A. STANDARD PARTS



SG 4221

Bottom bar



SG 4226

Double tape 30 mm



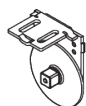
SG 10530

Bead chain metal \varnothing 4 mm



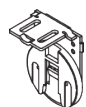
SG 10531

Tube \varnothing 41 mm



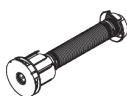
SG 10542

Bracket



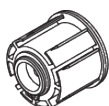
SG 10543

Bracket



SG 10553

Spring C right, 641 mm



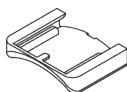
SG 10556

Tube adapter



SG 10574

Bracket cover



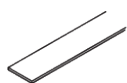
SG 10575

Bracket cover



SG 10639

End cover round



SG 10668

PVC strip 10 mm



SG 10731

Child safety retainer set

B. OPTIONAL PARTS



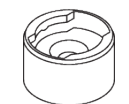
SG 3044

Clamp



SG 8235

Side guide wire base short



SG 8236

Side guide wire base long



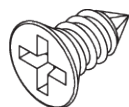
SG 8237

Side guide wire holder



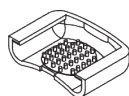
SG 8249

Side guide device



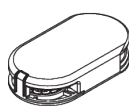
SG 10139

Countersunk screw 2.9x6.5



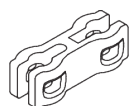
SG 10387

Design bracket cover



SG 10482

Child safety device set metal chain \varnothing 4.0 mm



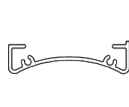
SG 10486

Child safety chain break connector set



SG 10498

Countersunk screw 2.9x9.5



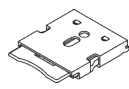
SG 10534

Installation profile



SG 10535

Design end cover



SG 10539

Bracket



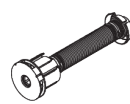
SG 10545

Spring A left, 420 mm



SG 10546

Spring B left, 487 mm



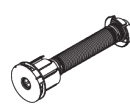
SG 10547

Spring C left, 641 mm



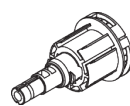
SG 10548

Spring D left, 721 mm



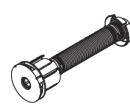
SG 10549

Spring E left, 824 mm



SG 10550

Chain drive



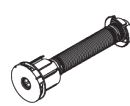
SG 10551

Spring A right, 420 mm



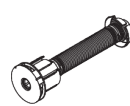
SG 10552

Spring B right, 487 mm



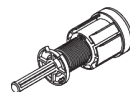
SG 10554

Spring D right, 721 mm



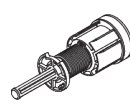
SG 10555

Spring E right, 824 mm



SG 10559

End stop left threads



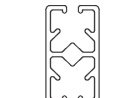
SG 10560

End stop right threads



SG 10632

Connection bracket cover










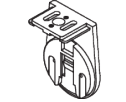





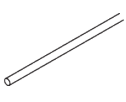


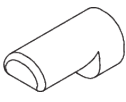


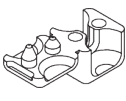


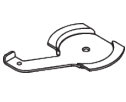


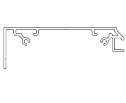





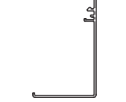










SG 10633

Bottom bar



SG 10634

Bottom bar

	SG 10635 End cover square		SG 10700 Spring G right, 921 mm		SG 11438 Bracket cover round right 73 mm
	SG 10636 Side guide end cover square		SG 10701 Side guide double wire holder		SG 11439 Bracket cover square left 73 mm
	SG 10637 End cover oval		SG 10703 Design bracket		SG 11440 Bracket cover square right 73 mm
	SG 10638 Side guide end cover oval		SG 10704 Design bracket		SG 11442 Bottom bar
	SG 10640 Side guide end cover round		SG 10706 Side guide wire ø 1.3 mm x 2.6 m		SG 11443 End cover
	SG 10641 Side guide eyelet		SG 10707 End stop		SG 11446 Bracket left 73 mm
	SG 10642 Side guide wire holder		SG 10709 Chain stop for ø 4 mm chain		SG 11447 Bracket right 73 mm
	SG 10643 Side guide wire ø 1.2 mm x 4.2 m		SG 11180 Clamp		SG 11448 Bracket left 73 mm
	SG 10669 Side guide double base long		SG 11430 Installation profile fascia 73 mm		SG 11449 Bracket right 73 mm
	SG 10673 Side guide double base short		SG 11431 Fascia round 73 mm		SG 11530 Installation profile fascia 110 mm
	SG 10690 Spacer		SG 11432 Fascia square 73 mm		SG 11531 Fascia round 110 mm
	SG 10697 Spring F left, 921 mm		SG 11433 Box case 73 mm		SG 11532 Fascia square 110 mm
	SG 10698 Spring G left, 921 mm		SG 11434 Box cover 73 mm		SG 11533 Box case 110 mm
	SG 10699 Spring F right, 921 mm		SG 11437 Bracket cover round left 73 mm		SG 11534 Box cover 110 mm



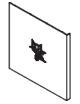
SG 11537

Bracket cover round left 110 mm



SG 11538

Bracket cover round right 110 mm



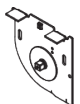
SG 11539

Bracket cover square left 110 mm



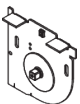
SG 11540

Bracket cover square right 110 mm



SG 11546

Bracket left 110 mm



SG 11547

Bracket right 110 mm



SG 11548

Bracket left 110 mm



SG 11549

Bracket right 110 mm
