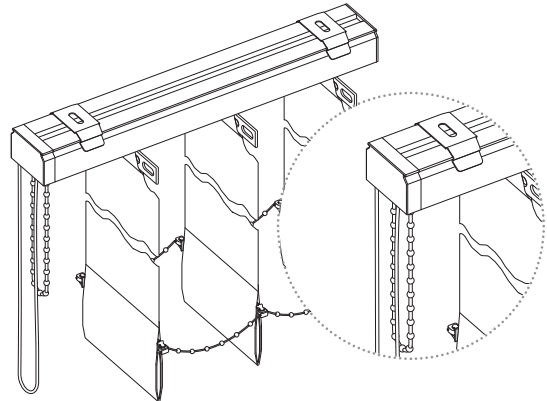




# VL-C Cord and Chain Control Vertical Blind System

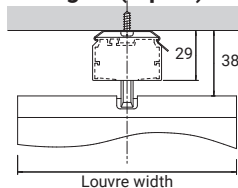
## Features and benefits

- Slimline headrail
- Discreet fixing brackets
- Choice of two louvre widths – 89mm and 127mm
- Easy to operate with single chain to draw and rotate louvres
- Can be bent to suit arched or curved windows

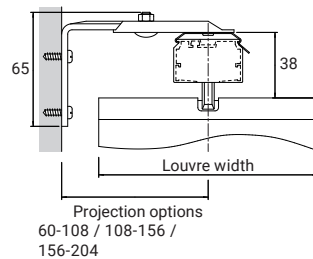


## Fixing brackets

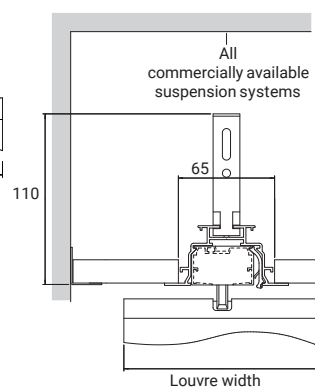
### Ceiling fix (top fix)



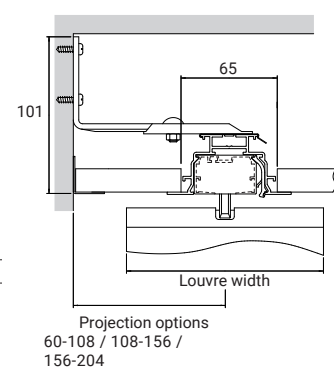
### Wall fix (face fix)



### Suspended ceiling pocket (top fix)

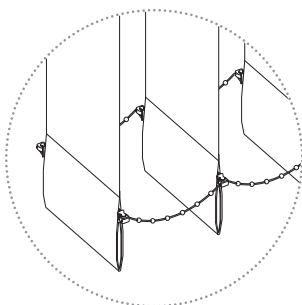


### Suspended ceiling pocket (face fix)

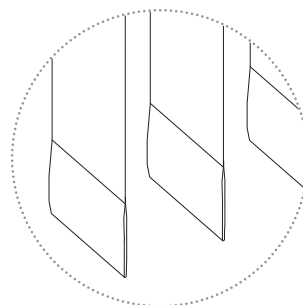


## Bottom weight options

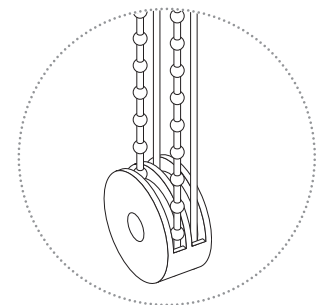
### Linked weights



### Sewn-in weights




## Cord tidy

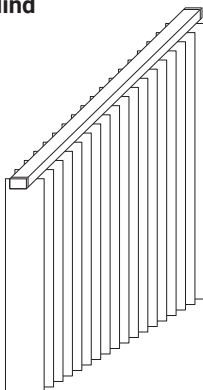


Non-standard shape options

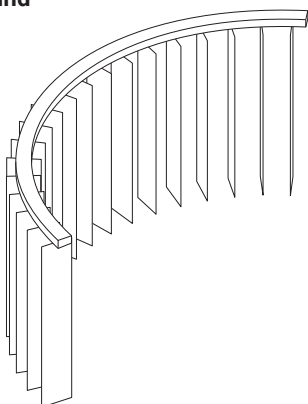
Shaped blind



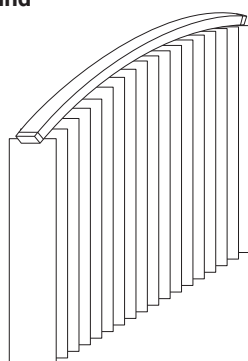
Sloping blind



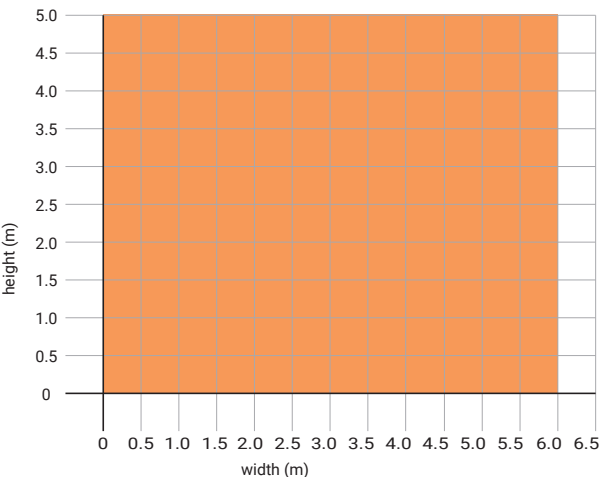
Curved blind



Arched blind



Size parameters



CAD details available at [www.waverley.co.uk](http://www.waverley.co.uk)





This publication is based on the latest data available at the time of printing. Due to product changes, improvements and other factors, the Company reserves the right to change or withdraw information contained herein without prior notice. The photography shown in the document should not necessarily be taken as recommendations of good practice. The printing process restricts the exact representation of colours. For true colour reference, please request product samples.



### Fabric choice

A range of ShadeTech® flame retardant fabrics are available for glare control, privacy and blackout. Ask for details of suitable fabrics

### Maintenance

ShadeTech® Vertical Louvre Blinds are made from high quality materials and require minimal maintenance. Cleaning regime depends on fabric specified, but most fabrics can be wiped clean with a damp cloth.

### Quality and Guarantee

ShadeTech® Vertical Louvre Blinds are manufactured and installed in accordance with a quality system certified under ISO9001:2008. They are rigorously tested to guarantee trouble free operation and are designed with Health and Safety in mind. They carry a 5 year guarantee.

### Basic specification wording

*ShadeTech® Vertical Louvre Blind System VL [add suffix as above] with [89/127mm] wide louvres. Controls to be [cord and bead chain] [mono chain control] [mono wand control] [motorised control with 24V motor with inbuilt transformer to take 230V supply]. Louvres to have [linked bottom weights/bottom weights]. Fabric to be....*

Blinds to be supplied and installed by Waverley Contract and Supply Ltd., Rowan House, Guildford Road Trading Estate, Farnham, Surrey, UK, GU9 9PZ, Tel 01252 737973, E-mail [sales@waverley.co.uk](mailto:sales@waverley.co.uk)

**Do not hesitate to contact us on 01252 737973 for assistance with specification wording for the blinds to suit your project. Specifications available on NBS Plus.**