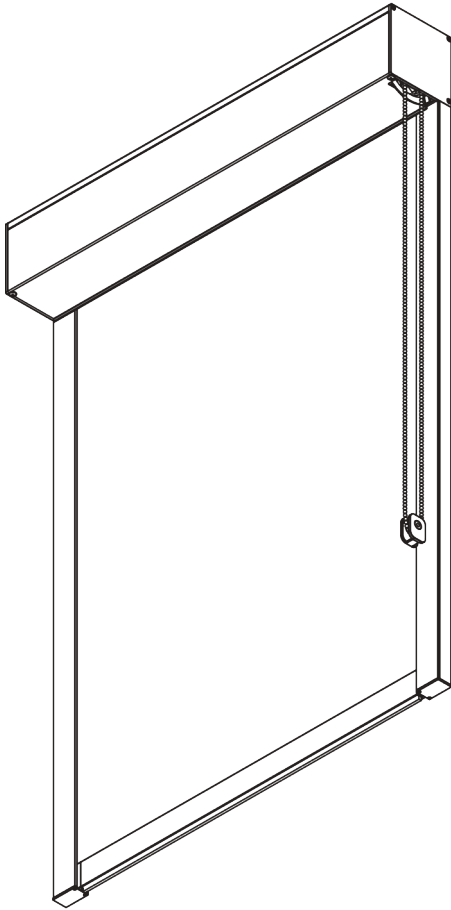


SG 4740



PRODUCT INFORMATION

- **Operation:** chain
- **Range:** L
- **Fitting:** ceiling, wall, recess
- **Colours:** white RAL 9016 or black RAL 9005, special colours possible
- **Fabrics:** refer to Silent Gliss fabric collection

Features:

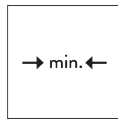
- Zip technology
- Stainless steel bead chain
- 2-to-1 gear drive
- 40 mm side channel, pre-drilled fixing points

SYSTEM SPECIFICATIONS

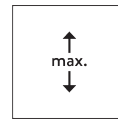
A. SYSTEM DIMENSIONS



3 m



65 cm



3 m



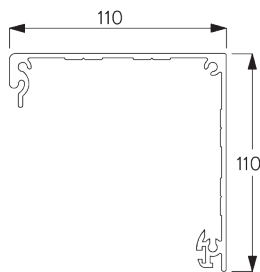
9 m²



6 kg

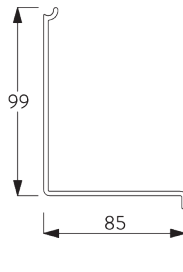
B. PROFILE

Profile information



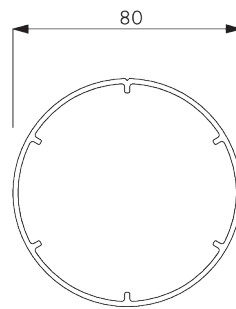
SG 10998

Box case 110 mm



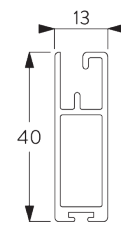
SG 10999

Box cover 110 mm



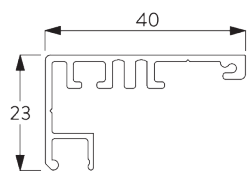
SG 11003

Tube ø 80 mm



SG 10993

Bottom bar



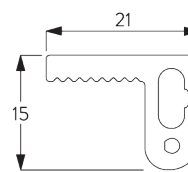
SG 11418

Side guide case



SG 11419

Side guide cover

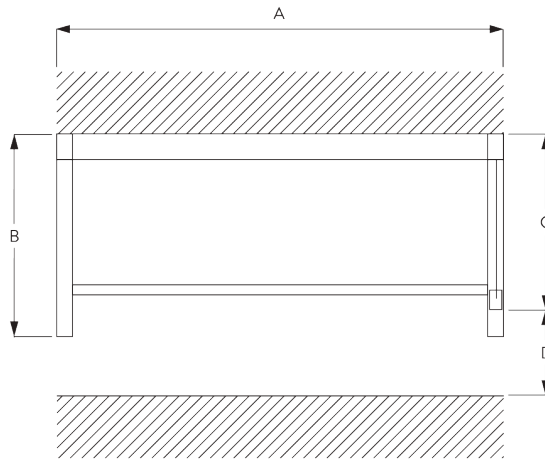


SG 11421

Zip profile

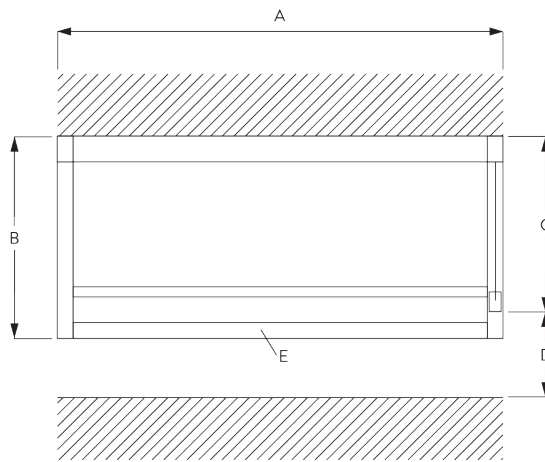
C. HOW TO MEASURE

Inside fitting



- A: System width
- B: System height
- C: Chain height
- D: Safety Retainer SG 10731 min. 150 cm above floor

Face fitting



- A: System width
- B: System height
- C: Chain height
- D: Safety Retainer SG 10731 min. 150 cm above floor
- E: Optional: end profile (SG 11418 / SG 11419)

D. SPECIFICATION TEXT

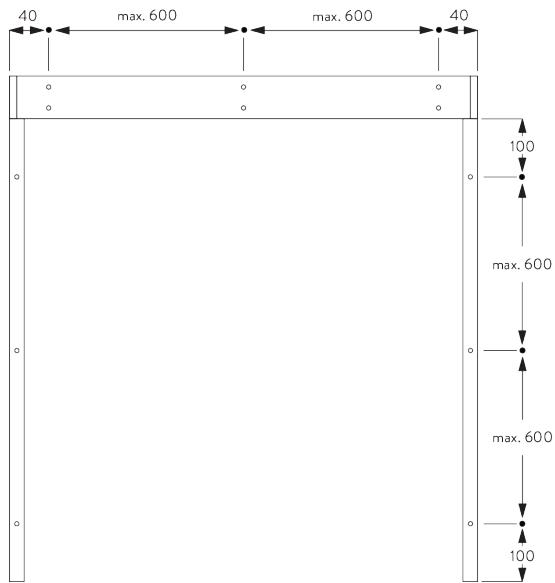
Silent Gliss SG 4740 Chain Operated Dim-Out Roller Blind System. For blinds up to 3m wide by 3m drop, max 9.0sq. m. Supplied complete and made to measure comprising aluminium headbox SG 10998-9 (110mm), side profiles SG 11418 / SG 11419 and bottom hem bar SG 10993 in white or black powder coat finish as standard. Fabric edges retained by two component zip profile SG 11421. Operation by stainless steel bead chain with chain retainer SG 10731. Compliant to Child Safety Legislation EN 13120. Fabric to be chosen from the Silent Gliss fabric range, Price Group 1R / 2R / 3R.

FITTING

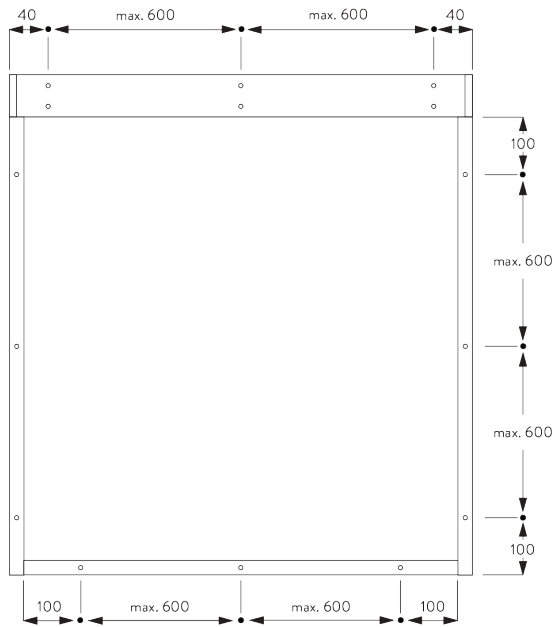
A. FITTING INFORMATION

For detailed fitting information, visit the Silent Gliss website.

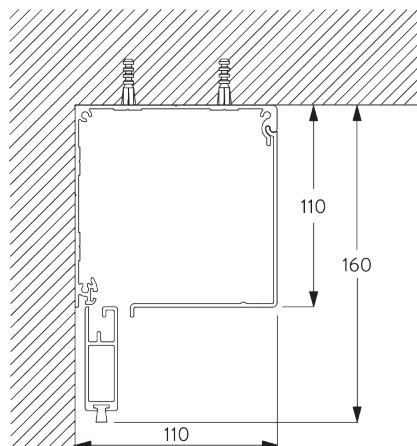
Inside fitting - fixing points



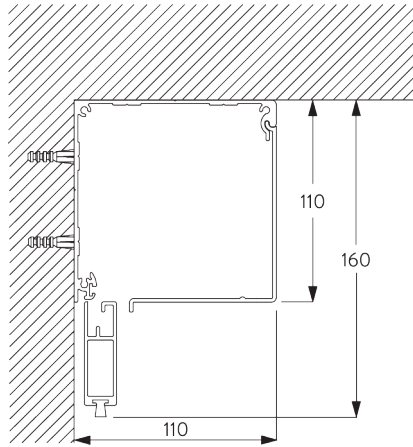
Face fitting - fixing points



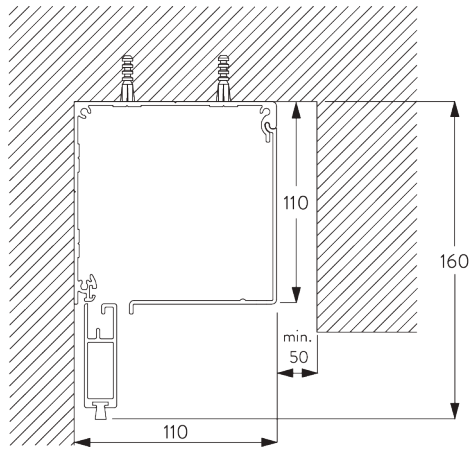
B. CEILING FITTING



C. WALL FITTING

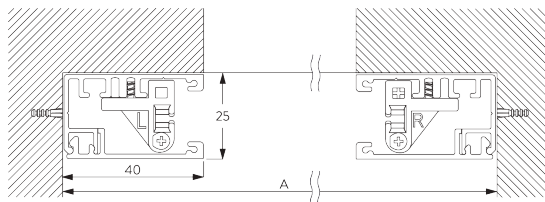


D. RECESS FITTING



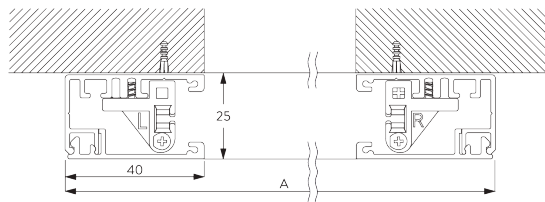
E. SIDE PROFILES SG 11418 / SG 11419

Inside fitting



A: System width

Face fitting



A: System width

GENERAL NOTES

Dimensions

- Measurements are in mm except where indicated.
- Max. kg relates to fabric incl. accessories (bottom bars, etc.).

Fitting

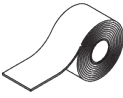

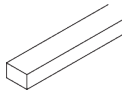
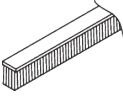

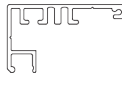
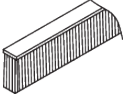

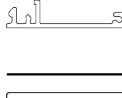
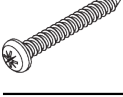

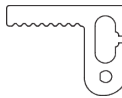
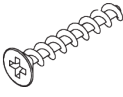
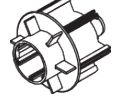
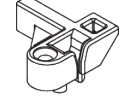
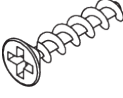
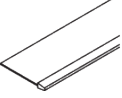
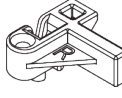

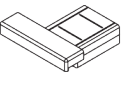
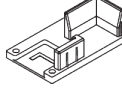
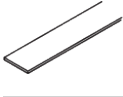
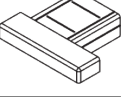
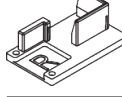
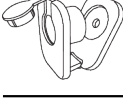
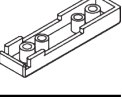
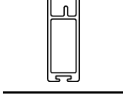

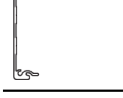
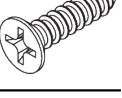
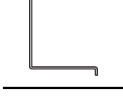
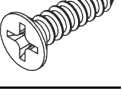
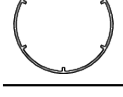
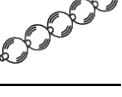


- Installation by qualified fitter only.
- Number of brackets and fitting positions / fixing points vary depending on fitting surface, system weight, fabric make-up, screw / fixing type and obstacles.
- Qualified fitter must use appropriate screws / fixings for each situation.
- Profile lip if applicable to be installed to room side.
- Electrical installations must be carried out according to Silent Gliss wiring diagrams and conform to local regulations.
- Check space for cables and plugs!

Child Safety

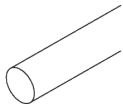
- All relevant Silent Gliss systems correspond to child safety EN 13120.
- All parties involved must comply with EN 13120.

PARTS

A. STANDARD PARTS

| | | | | | |
|---|--|---|---|---|---|
|  | SG 4226 Double tape 30 mm |  | SG 11009 End cover right 110 mm |  | SG 11060 Foam tape adhesive |
|  | SG 4508 Brush 5x7 mm |  | SG 11011 Clip |  | SG 11418 Side guide case |
|  | SG 4509 Brush 5x12 mm |  | SG 11012 Clip |  | SG 11419 Side guide cover |
|  | SG 6791 Pan head screw 3.9x32 |  | SG 11020 Tube adapter |  | SG 11421 Zip profile |
|  | SG 6933 PT Countersunk screw KA25x16 |  | SG 11021 Tube adapter |  | SG 11473 Zip guide left |
|  | SG 6936 PT Countersunk screw KA22x10 |  | SG 11025 Zip |  | SG 11474 Zip guide right |
|  | SG 6942 Pan head screw KA30x8 |  | SG 11028 End cover left |  | SG 11475 Side guide end cover left |
|  | SG 10668 PVC strip 10 mm |  | SG 11029 End cover right |  | SG 11476 Side guide end cover right |
|  | SG 10731 Child safety retainer set |  | SG 11030 Cover | | |
|  | SG 10993 Bottom bar |  | SG 11033 Chain drive | | |
|  | SG 10998 Box case 110 mm |  | SG 11034 Countersunk head screw 3.5x16 | | |
|  | SG 10999 Box cover 110 mm |  | SG 11035 Countersunk head screw 2.2x9.5 | | |
|  | SG 11003 Tube ø 80 mm |  | SG 11040 Bead chain ø 4.5 mm | | |
|  | SG 11008 End cover left 110 mm |  | SG 11059 Pan head screw with flange M4x12 | | |

B. OPTIONAL PARTS



SG 4951

Bottom weight ø 8 mm



SG 11052

Spring left



SG 11053

Spring right