

External Canopies







An outdoor canopy system that makes perfect sense for architects, contractors and facilities managers



Safe

The WeatherSpan® canopy system is accredited to BS EN1090 and classified 'non-fragile' according to ACR[M]001:2014 testing.



No money or time wasted

Unlike steel structures which are generally bespoke, there are no fabrication and attendant design costs with a WeatherSpan® canopy. The system comprises extruded aluminium profiles which can simply cut, and bolted together on site. For you this means lower costs and shorter lead times (typically 4-6 weeks).



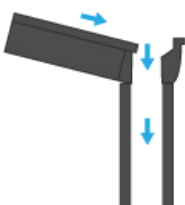
100% non-corrosive

The frame of a WeatherSpan® canopy is made entirely of heavy gauge aluminium protected with powder-coated finish, available in two colours as standard. Any RAL colour can be specified to special order. For you this means a canopy that will never rust and will continue to look good in 25 years' time.



Light but strong

Thanks to its aluminium construction, a WeatherSpan® canopy weighs far less than a steel structure without compromising structural strength. This allows it to be attached to buildings as a lean-to without exerting excessive loads.



Integral drainage system

Gutters and downpipes have never been the most aesthetically pleasing part of a roof. On a Weatherspan® canopy the gutter is hidden behind the canopy fascia, and then downpipes are housed within one or more of the canopy's posts. The downpipe exits the post at ground level or can be connected below ground to existing drainage. For you this means an attractive but functional canopy that blends in with any building type.

For further information, contact our helpline on 01252 737973 or visit www.waverley.co.uk



Lean-to Canopy

An exceptionally strong wall-mounted canopy with an integral drainage system

Wall plate

Mastic joint or an aluminium or lead flashing between existing wall and wall plate.

Roof beams

Roof beams spaced maximum 1m apart.
Capping profile clamps glass or polycarbonate roof sheets securely into place.

Gutter

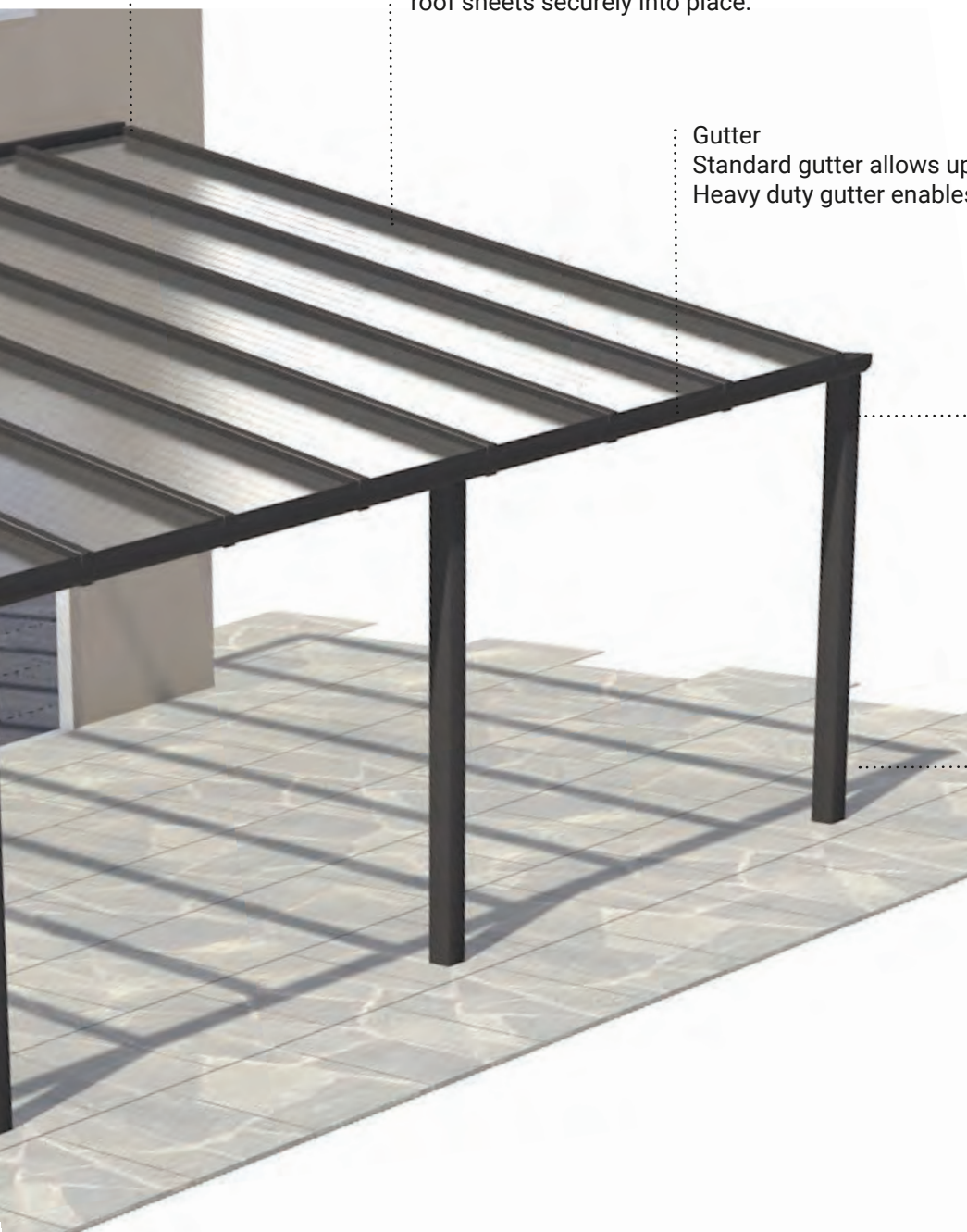
Standard gutter allows up to 4m span between posts.
Heavy duty gutter enables 6m span between posts.

Gutter Fascia

Choice of two fascia styles –
radiused or straight. Fascia clips
onto front of gutter.

Integral drainage

Plastic rain water downpipe is
concealed inside support posts.
The downpipe can exit the post
at any height (e.g. to connect to
water butt) or at ground level.
Alternatively it can be connected
to an existing sub-terrain drainage
network.





Key benefits

- Lightweight but strong – can be fixed to buildings without exerting excessive loads.
- Integral drainage – no visible gutters or rainwater down-pipes.
- Accredited to BS EN1090
- Any length possible
- Maximum projection is 6m
- 65kg/m² snow load
- 10 year warranty



For further information, contact our helpline on 01252 737973 or visit www.waverley.co.uk



Free-standing Mono-pitch Canopy

An aluminium 'goal post' frame allows the lean-to canopy system to become free-standing

Wall Plate

mechanical fixing between 'goal post' frame and wall plate. Bespoke aluminium flashings can be provided to maximise weather protection when installed adjacent to buildings.

Gutter

Standard gutter allows up to 4m span between posts. Heavy duty gutter enables 6m span between posts.

Roof beams

Roof beams spaced maximum 1m apart. Capping profile clamps glass or polycarbonate roof sheets securely into place.

Gutter Fascia

Choice of two fascia styles – radiused or straight. Fascia clips onto front of gutter.

Integral drainage

Plastic rain water down pipe is concealed inside support posts. The downpipe can exit the post at any height (e.g. to connect to water butt) or at ground level. Alternatively it can be connected to an existing sub-terrain drainage network.





Key benefits

- 'Goal post' allows canopy to be installed independent of any building.
- Integral drainage – no visible gutters or rainwater downpipes.
- Accredited to BS EN1090
- Any length possible
- Maximum projection is 6m
- 10 year warranty

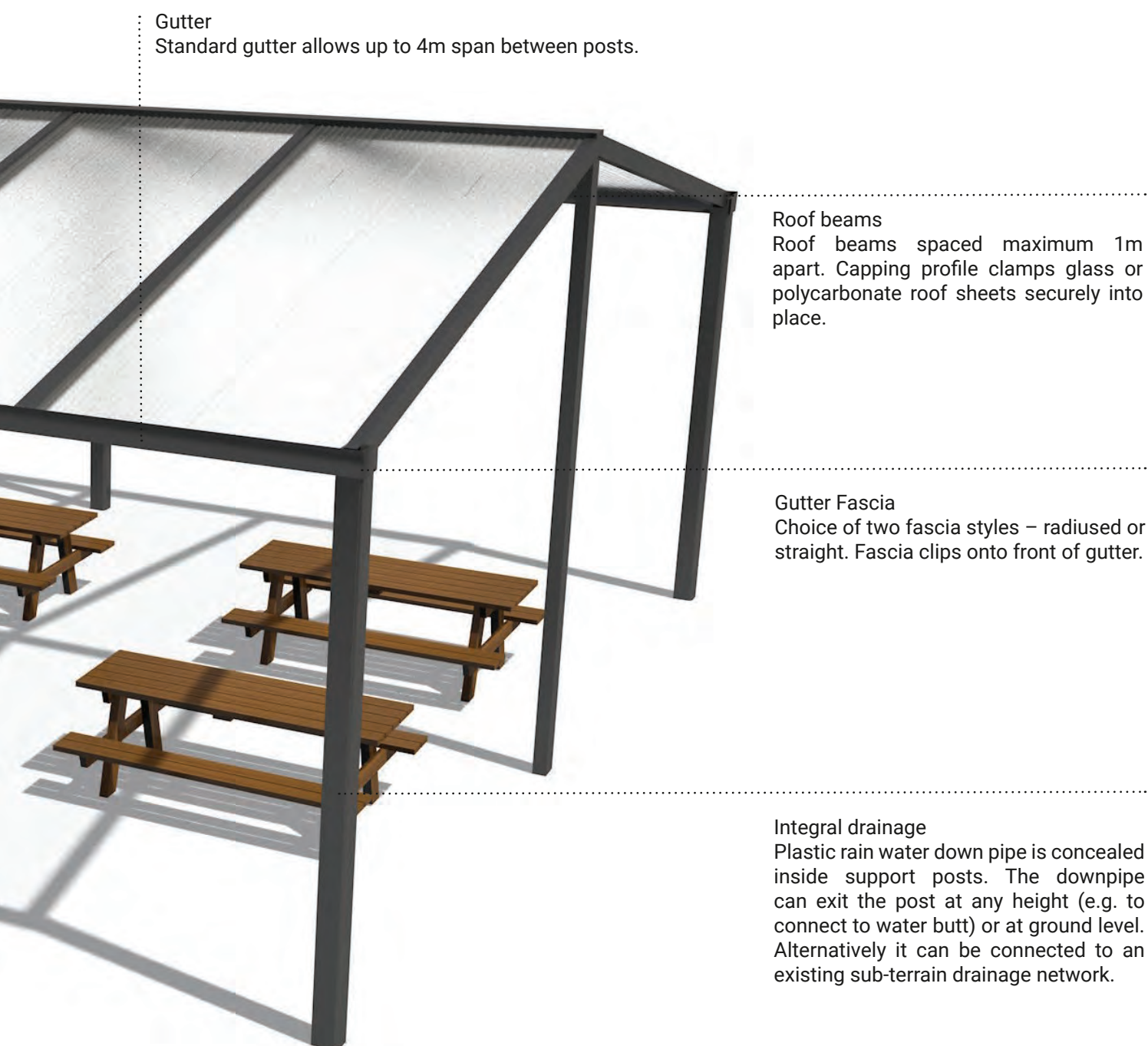


For further information, contact our helpline on 01252 737973 or visit www.waverley.co.uk



Free-standing Apex Canopy

Ideal for alfresco dining areas, or to provide shelter for vehicles or equipment



Gutter

Standard gutter allows up to 4m span between posts.

Roof beams

Roof beams spaced maximum 1m apart. Capping profile clamps glass or polycarbonate roof sheets securely into place.

Gutter Fascia

Choice of two fascia styles – radiused or straight. Fascia clips onto front of gutter.

Integral drainage

Plastic rain water down pipe is concealed inside support posts. The downpipe can exit the post at any height (e.g. to connect to water butt) or at ground level. Alternatively it can be connected to an existing sub-terrain drainage network.



Key benefits

- 'Goal post' allows canopy to be installed independent of any building.
- Integral drainage – no visible gutters or rainwater downpipes.
- Accredited to BS EN1090
- Any length possible
- Maximum width 12m
- 10 year warranty

For further information, contact our helpline on 01252 737973 or visit www.waverley.co.uk



Free-standing Arched Canopy

An attractive arched roof canopy ideal for covered walkways, or shelter for vehicles and equipment



Gutter

Standard gutter allows up to 4m span between posts.

Roof beams

Roof beams spaced maximum 1m apart. Capping profile clamps glass or polycarbonate roof sheets securely into place.

Gutter Fascia

Choice of two fascia styles – radiused or straight. Fascia clips onto front of gutter.

Integral drainage

Plastic rain water down pipe is concealed inside support posts. The downpipe can exit the post at any height (e.g. to connect to water butt) or at ground level. Alternatively it can be connected to an existing sub-terrain drainage network.

Key benefits

- Integral drainage – no visible gutters or rainwater downpipes.
- Accredited to BS EN1090
- Any length possible
- Maximum width 3m
- 10 year warranty
- 65kg/m² snow load



For further information, contact our helpline on 01252 737973 or visit www.waverley.co.uk



Blinds, side in-fill panels, lighting and heaters

Create an inspiring all-weather covered space



Heavy duty retractable roller blinds with exterior grade waterproof fabric. Fabric held in side channels by 'zip' mechanism to withstand winds. Manual or electric operation. Option of clear pvc or screen fabric covers.

Integral 12V LED spot lights mounted within roof beams. Operated via remote control switch.

Fixed polycarbonate or toughened glass panels to provide permanent shelter and privacy



Key benefits

- Retractable blinds certified to wind class 6
- LED lighting allows canopy to be used after dark
- Polycarbonate and glass infills provide permanent protection from the weather and additional privacy.



For further information, contact our helpline on 01252 737973 or visit www.waverley.co.uk



Case Studies

Here is a selection of projects completed for both main contractors and directly with schools & colleges.





ROSELANDS SCHOOL, EASTBOURNE
Lean-to canopy installed to provide a covered waiting area for parents.



ST. JOSEPHS SCHOOL, ALDERSHOT
2 x lean-to canopies installed to provide additional learning space for increased student intake.



KILNWOOD VALE PRIMARY SCHOOL, HORSHAM
A 44m x 3m free-standing mono-pitch canopy to a new-build school



SEVENOAKS NURSERY SCHOOL, SEVENOAKS
A free-standing mono-pitch canopy installed to new modular building



STOCKWOOD PARK ACADEMY, LUTON
This 50m x 3m free-standing mono-pitch canopy provides shelter for students at break times whilst queuing at the food kiosk



Certificate Number: 9967
ISO9001| ISO14001| OHSAS18001



0026



20103PR/A/0001/UK/En



Constructionline
Gold Member



Accredited Contractor
CHAS.co.uk